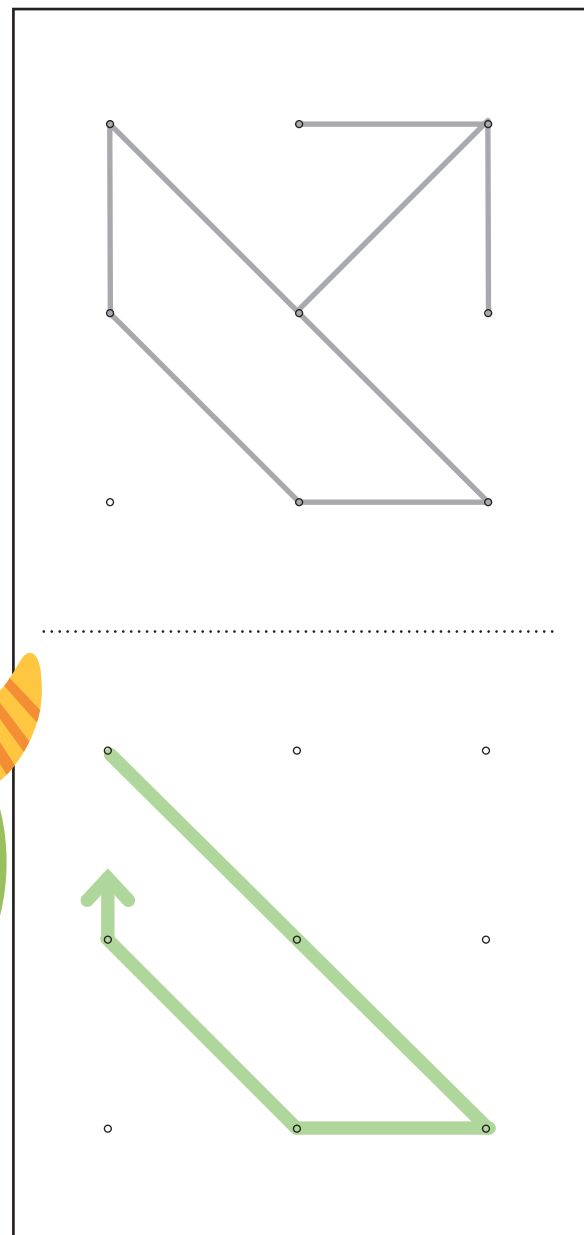


5.3

SPATIAL ORGANIZATION

Connecting Dots: Shapes



The worksheet contains two main sections for connecting dots. The top section shows a completed shape made of grey lines, which is a square with a diagonal line from the top-left to the bottom-right. Below this is a horizontal dotted line. The bottom section shows a shape made of green lines, which is a square with a diagonal line from the top-left to the bottom-right. An arrow points to the top-left dot, indicating the starting point and direction of the line.



SPATIAL ORGANIZATION

CONNECTING DOTS - SHAPES

dr. Kristijan Musek Lešnik
dr. Petra Lešnik Musek

Workbook title: SPATIAL ORGANIZATION: Connecting dots - shapes
BrainscribED Resources for Visual-Motor Integration and Graphomotor Skills Development

Copyright © 2024 Kristijan Musek Lešnik, Petra Lešnik Musek
All rights reserved.

No part of this book may be reproduced or used in any manner without the prior written permission of the copyright owners.

Members/subscribers of the BrainscribED Home Program may print and use individual worksheets from this workbook for home use within the household for the duration of their membership.

Illustrations: Daniela Barreto, Shutterstock
Front cover illustrations: los_ojos_pardos, Shutterstock
First paperback edition, 2024
Some of the worksheets first published in e-form in 2009
Number of pages: 114



BrainscribED workbooks help children develop and strengthen their visual-motor integration and graphomotor skills!

Published by:
IPSOS dr. Kristijan Musek Lešnik s.p.
Požarnice 26d, SI-1351 Brezovica pri Ljubljani
www.brainscribed.com


COPY THE PATTERNS.



A large rectangular area with a dashed border, divided into three horizontal sections by dashed lines. Each section contains a pattern of connected lines and a corresponding set of four dots for copying.

- Top section:** On the left, a shape formed by three lines: a vertical line on the left, a vertical line on the right, and a diagonal line connecting the top-left dot to the bottom-right dot. To the right, four dots are arranged in a 2x2 square grid.
- Middle section:** On the left, a shape formed by four lines: a horizontal line at the bottom, a vertical line on the left, a vertical line on the right, and two diagonal lines crossing each other in the center. To the right, four dots are arranged in a 2x2 square grid.
- Bottom section:** On the left, a shape formed by four lines: a horizontal line at the top, a horizontal line at the bottom, a vertical line on the left, and a diagonal line connecting the top-right dot to the bottom-left dot. To the right, four dots are arranged in a 2x2 square grid.

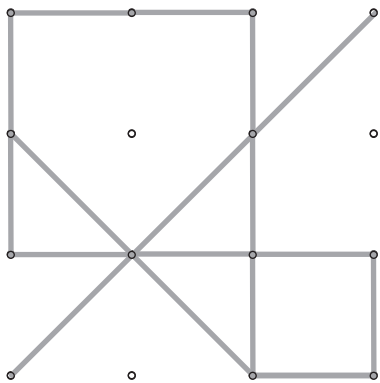
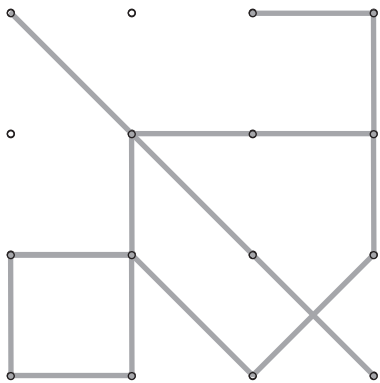
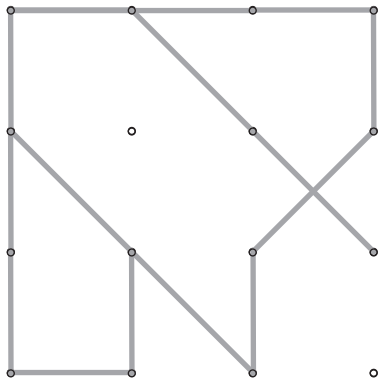
COPY THE PATTERNS.




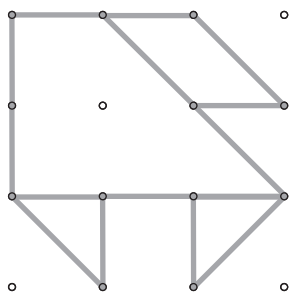
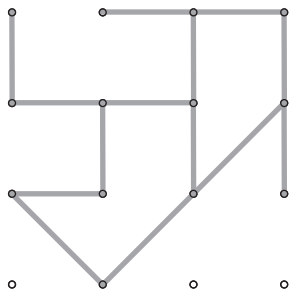
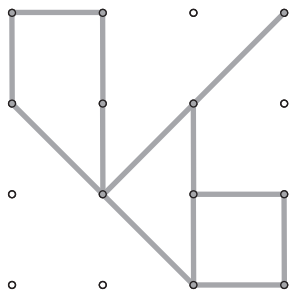
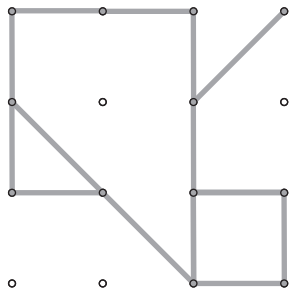

Four large rectangular boxes, each containing a pattern of connected dots and a 3x3 grid of empty dots for copying.

- Box 1:** Shows a horizontal line of two dots connected by a line. To its right is a 3x3 grid of empty dots.
- Box 2:** Shows a vertical line of two dots connected by a line, and a horizontal line of two dots connected by a line. To its right is a 3x3 grid of empty dots.
- Box 3:** Shows a T-shaped figure formed by three horizontal lines and one vertical line. To its right is a 3x3 grid of empty dots.
- Box 4:** Shows a cross-shaped figure formed by two horizontal lines and two vertical lines. To its right is a 3x3 grid of empty dots.
- Box 5:** Shows an L-shaped figure formed by a vertical line of three dots and a horizontal line of three dots. To its right is a 3x3 grid of empty dots.

COPY THE PATTERNS.



COPY THE PATTERNS.



COPY THE PATTERNS.



Connecting the dots into shapes and drawing straight lines between the dots encourages your child's eye-hand coordination. As children draw a line from one dot to the next, their eyes follow the developing line and at the same time compare its direction with the position of the target dot. This comparison is followed by micro-movements of the hands and fingers, which help the child to align the line towards the intended target dot. Tasks in which children search for the shortest distance between different dots while drawing stimulate visual discrimination, contribute to the development of kinesthetic awareness and reinforce the control of micro-movements.

Activities in this workbook promote the acquisition of spatial concepts, which later play an essential role in the development of pre-writing skills, writing, drawing and other important graphomotor and fine-motor skills.

What the science says about visual motor training?

Science fact:

Visual-motor exercises create functional connections among visual and motor regions in brains.

Science fact:

Interrelation between fine motor skills, non-verbal intelligence and executive functioning.

Science fact:

Visual-motor exercises improve graphomotor skills which are important predictors of later academic achievement.

EXTENSIVE
collection
of **TASKS** and
ACTIVITIES
for
EVERY child
and for
children with
DIFFICULTIES
designed by
EXPERTS
for **PARENTS**
and **EXPERTS**

About BrainscribED Workbooks Collection

A **comprehensive** collection of **5.600 +** worksheets and **30.000 +** activities aimed at helping the development of visual-motor integration and graphomotor skills in children.

Visual-motor integration development is stimulated by **fun** and **user friendly** activities tailored for children at different developmental stages and levels of skills.

Every child's visual motor integration and skills development can **benefit** from graphomotor/visual-motor tasks and training at home or in a classroom.

Teachers and other professionals working with children with visual motor integration problems or/and with writing problems will find a plentitude of useful and engaging tasks for a **systematic intervention** in BrainscribED workbooks.

BrainscribED workbooks provide **parents** with developmentally appropriate and gradually challenging tasks for their children as well as they offer **teachers** and other **experts** (preschool, school, special education, therapy, etc.) appropriate and gradually challenging tasks according to developmental needs of their children.

Types of BrainscribED Activities

